



VIBROTEST 80 & VIBROPORT 80 The Allrounders

Sensors, Accessories & Options



This document gives an overview about the available Sensors, Accessories & Options for VIBROTEST 80 & VIBROPORT 80.

You will find in the following:

1. Order Codes
2. Short descriptions
3. Pictures

Table of Contents

1	VIBROTEST 80 & VIBROPORT 80 BACKPLANE	3
2	ACCESSORIES.....	4
2.1	VT-80 & VP-80 ACCESSORIES.....	4
2.2	CONNECTION, EXTENSION & INTERFACE CABLES	7
2.3	VT-80 & VP-80 ACCESSORIES (VT-60 RELATED).....	9
3	SENSORS	11
3.1	REFERENCE/SPEED SENSORS.....	11
3.2	ACCELERATION, VELOCITY AND DISPLACEMENT SENSORS	12
3.3	IMPACT HAMMER.....	12
4	OPTIONS – SENSORS & ACCESSORIES.....	13
5	CONNECTION OF B&K VIBRO STANDARD SENSORS	14

1 VIBROTEST 80 & VIBROPORT 80 Backplane



Figure 1: Overview Backplane with explanation – VP-80 (shown) identical to VT-80





The above Figure 1 shows the available Input Sockets at the VIBROPORT 80 (VIBROTEST 80) backplane. It also indicates which sensors respectively inputs can be connected. This information is useful for better understanding and allocation of the parts described in the following.

2 Accessories







This section gives an overview about available accessories within the VIBROTEST 80 & VIBROPORT 80 product line. First new accessories, i.e. accessories which come along directly with the handheld and have not been available from B&K Vibro, will be covered. Furthermore connection and extension cables are addressed. Finally a selection of already available B&K Vibro accessories is presented, which are useful in combination with the VIBROTEST 80 & VIBROPORT 80 respectively are included in VIBROTEST 80 & VIBROPORT 80 sales packages.

2.1 VT-80 & VP-80 Accessories

2.1.1 Power Supply & Battery

VT-80 VP-80	Order Code	Description	Picture
VT-80 & VP-80	AC-7001	Battery charger (connection via AC-1389 or via Dockingstation AC-7307)	
VT-80	AC-7002	Battery (rechargeable) Type BP-12 for VT-80	
VP-80	AC-7003	Battery (rechargeable) Type BP-15 for VP-80	
VP-80	AC-7004	Battery (rechargeable) Type BP-15CC for VP-80E (ATEX, IECEx)	See above AC-7003
VP-80	AC-7307	Docking station	

2.1.2 Carrying Cases & Protection

VT-80 VP-80	Order Code	Description	Picture
VT-80 & VP-80	AC-7101	Carrying case	
VP-80	AC-7301/VP-80	two 103 Series Dust caps one 102 Series Dust cap Mandatory in hazardous areas (ATEX, IECEx)	
VT-80	AC-7301/VT-80	two 103 Series Dust caps one 102 Series Dust cap Mandatory in hazardous areas (ATEX, IECEx)	
VT-80	AC-7302	Rubber Bump Sleeve	
VP-80	AC-7305	Soft Cover Sleeve (attachable with AC-7306)	
VP-80	AC-7306	Leather Storage Pocket for Soft Cover Sleeve (attachable with AC-7305)	

Soft Cover Sleeve (SCS)

Leather Storage Pocket for SCS




VP-80	AC-7308	Hand Strap
VT-80	AC-7303	Hand Strap
VP-80	AC-7309	Shoulder Strap
VT-80	AC-7304	Shoulder Strap
VP-80	AC-7310	SDIO Cover Kit (for protection of SD card slot and power pins) Mandatory in hazardous areas (ATEX, IECEx)
VP-80	AC-7311	SDIO Cover Kit (for protection of SD card slot and power pins)



2.2 Connection, Extension & Interface Cables

2.2.1 Connection & Extension Cables





VT-80 VP-80	Order Code	Description	Picture
VT-80 & VP-80	AC-1383/0050	Connection cable 6-pin (male) per BNC @ VX-80 CH1 and CH2, 5 m flat	
VT-80 & VP-80	AC-1384/0030 AC-1384/0050 AC-1384/0100 AC-1384/0200	Connection cable 6-pin (male) per MIL-C-5015 (female) @ VX-80 CH1 and CH2, 5 m flat New: 3 m / 10 m / 20 m flat	
VT-80 & VP-80	AC-1386/0050	Connection cable 7-pin (male) per MIL-C-5015 (female) @ VX-80 CH R, 5 m flat	
VT-80 & VP-80	AC-1387/0050	Connection cable for Impact Hammer AC-7501 BNC (male) to 7-pin (male) @ VX-80 CH R, 5 m flat	
VT-80 & VP-80	AC-1388/0050 AC-1388/0100 AC-1388/0200	Connection cable for Px-98 7-pin (male) per 4-Pol (female) @ VX-80 CH TRIG/PWR/USB, 5 m flat New: 10 m / 20 m flat	
VT-80 & VP-80	AC-1393	Spiral connection cable 6-pin (male) per MIL-C-5015 (female) @ VX-80 CH1 and CH2	
VT-80 & VP-80	AC-1397/0050	Connection cable 7-pin (male) per BNC @ VX-80 CH TRIG/PWR/USB, 5 m flat	

VT-80 & VP-80	AC-1385/0050	Extension cable 6-pin (male) to 6-pin (female) @ VX-80 CH1 and CH2, 5 m flat	
VT-80 & VP-80	AC-1391/0050 AC-1391/0100 AC-1391/0200	Extension cable 7-pin (male) to 7-pin (female) @ VX-80 CH TRIG/PWR/USB, 5 m flat New: 10 m / 20 m flat	
VT-80 & VP-80	AC-1392/0050	Extension cable 7-pin (male) to 7-pin (female) @ VX-80 CH R, 5 m flat	





2.2.2 Interface Cables

VT-80 VP-80	Order Code	Description	Picture
VT-80 & VP-80	AC-1389	USB Power Splitter Cable 7 pin (male) to USB and Power @ VX-80 CH TRIG/PWR/USB	
VP-80	AC-1390	USB A-B Cable (connection to docking station AC-7307)	
VT-80 & VP-80	AC-7201/16GB	16 GB SD Memory card (as scope of delivery 4 GB)	 (Example)

2.2.3 Adapters

VT-80 VP-80	Order Code	Description	Picture
VT-80 & VP-80	AC-1380	Connection adapter 6-pin (male) to Tuchel plug (DIN 6- pole, female) @VX- 80 CH1 and CH2	
VT-80 & VP-80	AC-1381	Connection adapter Tuchel plug (DIN 6- pole, female) to 7-pin (male) @VX-80 CH TRIG/PWR/USB	
VT-80 & VP-80	AC-1382	Connection adapter 1 channel to 3 channel, 6-pin (male) to 3 x 6 pin (female) @VX-80 CH1	
VT-80 & VP-80	AC-1396	Connection adapter to headphone to 7- pin (male) @Vx-80 CH R	

2.3 VT-80 & VP-80 Accessories (VT-60 related)

VT-80 VP-80	Order Code	Description	Picture
VT-80 & VP-80	AC-162	Connection cable for acceleration sensor AS-020	
VT-80 & VP-80	AC-172	Mounting magnet for flat surfaces (M8 bolt)	
VT-80 & VP-80	AC-185/xx	Extension cable Tuchel (6-pin male) to Tuchel (6-pin female) xx = length in "m"	
VT-80 & VP-80	AC-272	Aluminium probe	





VT-80 & VP-80	AC-273	Mounting magnet for curved surfaces (M8 bolt)
VT-80 & VP-80	AC-425	Connection cable for displacement sensor IN-085
VT-80 & VP-80	AC-525	Magnetic stand
VT-80 & VP-80	AC-526	Reflective tape
VT-80 & VP-80	AC-630	Voltage converter CCS (Constant Current Supply) to - 24 V



3 Sensors

This section covers the topic sensors in which can be used in combination with the VIBROTEST 80 & VIBROPORT 80. This belongs to Reference and Speed Sensors where, beside the well known optical reference sensor P-95, a new laser based sensor Px-98 – also with an ATEX version – will be available. The remaining sub sections present well known B&K Vibro sensors as well as an Impact Hammer which can be used with one of the innovative new modules (Transfer Function) of the VIBROTEST 80 & VIBROPORT 80 handheld.


3.1 Reference/Speed Sensors

VT-80 VP-80	Order Code	Description	Picture
VT-80 & VP-80	P-95	Optical Reference Sensor P-95, 5 V / 30 mA, Tuchel plug (DIN 6- pole, male)	
VT-80 & VP-80	P-98	Laser Reference Sensor P-98, 5 V / 30 mA, 4- pole (male)	
VT-80 & VP-80	PA-98	Laser Reference Sensor PA-98, 5 V / 30 mA, 4- pole (male) for hazardous areas (ATEX, IECEx)	
VT-80 & VP-80	AC-3501	Mounting Bracket for Px-98 (mounting ring for AC- 525)	

3.2 Acceleration, Velocity and Displacement Sensors




VT-80 VP-80	Order Code	Description	Picture
VT-80 & VP-80	AS-063	Accelerometer AS-063 standard, 100 mV/g, CCS, Mil-C-5015 (male)	
VT-80 & VP-80	AS-073	Accelerometer AS-073, 100 mV/g, CCS for low frequencies (0.32 Hz - 10 KHz, 3 dB), Mil-C-5015 (male)	
VT-80 & VP-80	AS-079	Accelerometer AS-079, 10 mV/g, CCS, MIL-C-5015 (male)	
VT-80 & VP-80	VS-080	Vibration velocity sensor VS-080, 75 mV / mm/s, BNC	
VT-80 & VP-80	IN-085	Vibration displacement sensor, IN-085, -8 mV / μm, 3-pole (male)	

3.3 Impact Hammer

VT-80 VP-80	Order Code	Description	Picture
VT-80 & VP-80	AC-7501	Impact Hammer Set BNC (female)	

4 Options – Sensors & Accessories

This section presents four options which consolidate meaningful packages of available products in this brochure, e.g. an option providing all necessary parts for a efficient and user-friendly speed measurement.

VT-80 VP-80	Order Code	Description	Picture
VT-80 & VP-80	Option 802	Accelerometer AS-063 with accessories Consists of: Accelerometer AS-063 + connection cable AC-1384/0050 to VX-80 CH1, CH2	
VT-80 & VP-80	Option 804	Impact hammer AC-7501 with accessories Consists of: Impact hammer set AC-7501+ connection cable AC-1387/0050 to VX-80 CH R (only in combination with VX-80 Module 9; Transfer Function)	
VT-80 & VP-80	Option 806	Speed/Reference sensor P-98 with accessories Consists of: Speed/Reference sensor P-98 + connection cable AC-1388/0050 to VX-80 TRIG/PWR/USB + mounting holder AC-3501 + magnetic stand AC-525 + 1 roll of reflective foil AC-526 (5 meters)	

5 Connection of B&K Vibro Standard Sensors

This section should help you in getting familiar with the presented accessories, cables and sensors described in the previous sections. It gives you a brief guide line how to connect sensors with the corresponding parts needed for connection to the backplane/Input Sockets of the VIBROTEST 80 & VIBROPORT 80.

Sensor	Accessories / Cables	Input Socket
Speed / Reference		
P-95	AC-185 + AC-1381	TRIG/PWR/USB
P-98, PA-98	AC-1388	TRIG/PWR/USB
Acceleration		
ASx-063, ASx-069, AS-073, AS-079	AC-1393 or AC-1384	CH1 or CH2
AS-063, AS-069, AS-073, AS-079	AC-1386	CH R
AS-065	AC-436/AC-437 + AC-1380	CH1 or CH2
AS-020	AC-162 + AC-630 + AC-1380	CH1 or CH2
Velocity		
VS-080	AC-1383	CH1 or CH2
VS-080	AC-1387	CH R
Displacement		
IN-085	AC-425+AC-630+AC-1380	CH1 or CH2
Impact Hammer		
AC-7501 (Impact Hammer)	AC-1387	CH R